

Post Operative instructions following Trigger Finger Release

By Rachel Delaney, Hand Therapist
www.mikehayton.com

Post Operative information:

Following the procedure a bulky dressing will be applied to your hand and wrist.

If you return home the same day, the nurse on your ward will advise you when the dressing will be reduced. If you stay overnight, your dressing will be reduced before you leave the hospital.

Your sutures will be removed between 10-14 days post surgery.

What you can do for the best results

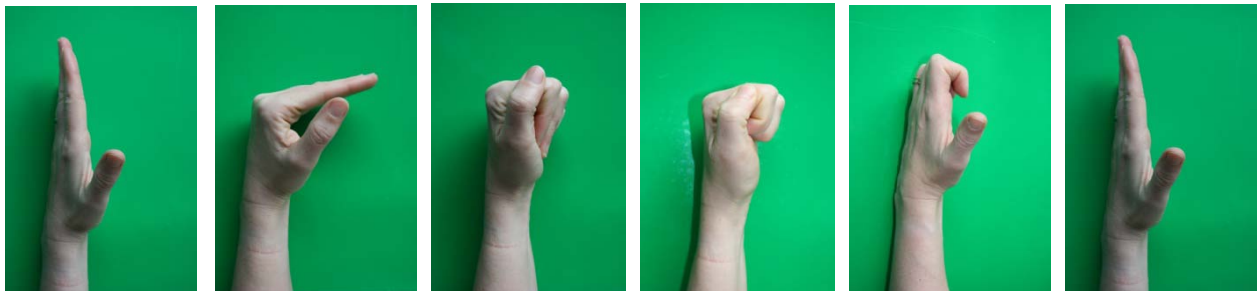
Minimise Swelling:

Keep your hand elevated as much as possible as this will reduce your swelling. When you sleep at night place your hand on a pillow to keep it elevated.

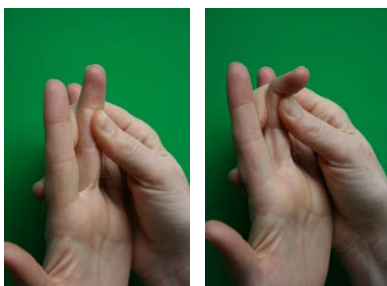
Exercises:

It is important to begin the following exercises from the first day post surgery.


1. Tendon Gliding Exercises



2. Isolate the tip of the finger in which you have had the trigger release –bend and straighten the tip.



3. Open and close your hand fully



All of these exercises should be done 3-4 times a day. Do 5-10 repetitions each.

None of the exercises should be significantly painful, although you may initially experience a little discomfort.

Scar:

Once your wound is completely closed and the sutures have been removed, begin massaging your scar and the surrounding area with lotion. Any non perfumed hand cream will be suitable. The massage will help soften your scar, decrease sensitivity and promote healing.

Activity and Use of your Hand:

You may begin using your hand for light tasks, e.g. dressing, eating etc. as soon as pain allows (however, remember to keep your dressing clean and not to immerse your hand in water until your sutures have been removed). Over time, slowly begin to use your hand more and for other tasks as tolerated.

By 2 weeks post surgery you should be able to use your hand for most normal day to day tasks.

You are able to drive as soon as pain allows and you are safe to control the vehicle.

It is very important not to overuse your hand following surgery, as this may delay your healing. If, after using your hand in daily activities, you notice a significant increase in your pain or swelling you should reduce your activities until your hand recovers.

What to look out for:

If you experience any of the following symptoms in the weeks following surgery, please contact your surgeon or therapist:

Persistent pain, swelling or scar sensitivity

Significant stiffness in the wrist and fingers

Inability to straighten your fingers fully

Inability to use your hand for daily tasks.

Rachel Delaney

Rachel@hand-therapy.co.uk

Appointments: 0161 495 7000